

Fixing adhesive for the fast and safe processing of LUX ELEMENTS® hard foam support elements – **LUX ELEMENTS®-COL-AK**



**Now in
15 kg bag**

COL-AK

... is a ready-mixed dry mortar for the preparation, laying, bonding, gluing and mounting of LUX ELEMENTS® hard foam support elements. Suitable for indoor and outdoor use. Low on chromate in accordance with EC directive 2003/53/EC.


- Stable and quick setting
- Frost resistant and water-proof
in accordance with DIN EN 120004
- Versatile in use
- Proven in practice




■ Fixing adhesive – LUX ELEMENTS®-COL-AK

... can be used and processed in a variety of ways, for example on:

■ The construction panel for wall and floor – LUX ELEMENTS®-ELEMENT



Dots of adhesive – Depending on the evenness of the subsurface, apply the fixing adhesive COL-AK pointwise on one side using dots of adhesive (8 – 10 dots per m²).




Application with notched or smoothing trowel – If ELEMENT-EL Baby 4 is used, **always** apply the fixing adhesive COL-AK over the full surface using a notched trowel.


Further applications of LUX ELEMENTS®-COL-AK are ...

e.g. the bonding of element joints or the levelling out of reinforcement fabric LUX ELEMENTS®-ARM as well as fastening sets and dowels LUX ELEMENTS®-FIX.

■ Showers – LUX ELEMENTS®-TUB



Dots of adhesive – For compensation in case of uneven substrates, to level the shower base element exactly horizontally. The spacing of the mortar dots should be approx. 20 cm, height compensation from 0 – approx. 6 cm.



Application with notched or smoothing trowel – For full-surface adhesion, e.g. of the shower base to the substrate element.

LUX ELEMENTS®-COL-AK – The processing:

Potlife: Approx. 45 minutes at +18°C

Maturing time: Approx 5 minutes

Skin formation: After approx. 15 minutes

Accessible: After approx. 3 – 4 hours

Consumption: Depending on application thickness, approx. 4 – 10 kg/m²

Substrate preparation: The substrate must be stable and free of dirt and separating agents. Remove separating and sinter layers using suitable methods. For coats of paint on old plaster, old tiled surfaces and other critical substrates, COL-AK should only be used for initial fitting and fixing.

■ TIP: Quick help with questions – The LUX ELEMENTS installation videos

On our YouTube channel 'www.youtube.com/user/luxelementscom' you will find a large repertoire of clear installation and product videos, which we regularly add to. See for yourself how quick and easy it is to install LUX ELEMENTS® hard foam elements.



■ PRODUCT AND PACKAGING SPECIFICATIONS

	ARTICLE-NUMBER	ARTICLE-NAME / ARTICLE-DESCRIPTION	CONTAINER / PACKAGING	WEIGHT / CONTAINER	CONTENTS INDIV. PACKAGING	CONTENTS COLLEC. PACKAGING	UNIT
	LCOLZ1003	COL-AK fixing adhesive	bag	15 kg	15 kg		kg
	LCOLZ1004	COL-AK fixing adhesive	euro pallet	960 kg		64 x 15 kg	kg