
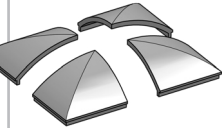
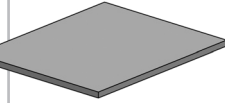
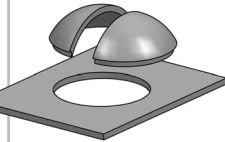
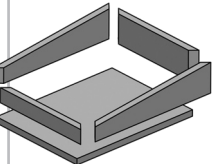


■ **PRODUCT SPECIFICATIONS – LUX ELEMENTS®-CONCEPT-ROOM-DA**

	ARTICLE-NUMBER	ARTICLE-NAME / ARTICLE-DESCRIPTION	UNIT	PRICE / UNIT €
	LCONDBA50xxxx	CONCEPT-ROOM-DA-BARREL , roof design BARREL, maximum roof height 600 mm, 50 mm thick	set	
	LCONDBA80xxxx	CONCEPT-ROOM-DA-BARREL , roof design BARREL, maximum roof height 600 mm, 80 mm thick	set	
	LCONDCR50xxxx	CONCEPT-ROOM-DA-CROSS , roof design CROSS, maximum roof height 600 mm, 50 mm thick	set	
	LCONDCR80xxxx	CONCEPT-ROOM-DA-CROSS , roof design CROSS, maximum roof height 600 mm, 80 mm thick	set	
	LCONDFL50xxxx	CONCEPT-ROOM-DA-FLAT , roof design FLAT, 50 mm thick	set	
	LCONDFL80xxxx	CONCEPT-ROOM-DA-FLAT , roof design FLAT, 80 mm thick	set	
	LCONDDO50xxxx	CONCEPT-ROOM-DA-DOM+FLAT , roof design DOM+FLAT, maximum roof height 600 mm, 50 mm thick	set	
	LCONDDO80xxxx	CONCEPT-ROOM-DA-DOM+FLAT , roof design DOM+FLAT, maximum roof height 600 mm, 80 mm thick	set	
	LCONDMO50xxxx	CONCEPT-ROOM-DA-MONO , roof design MONO, maximum roof height 600 mm, 50 mm thick	set	
	LCONDMO80xxxx	CONCEPT-ROOM-DA-MONO , roof design MONO, maximum roof height 600 mm, 80 mm thick	set	



Visit www.luxelements.com for further information on CONCEPT.

Data sheets, assembly instructions, test certificates and additional brochures under 'Downloads', videos under 'Practice' and on YouTube.